

# PRODUCT CATALOG

---

Outdoor Composite Cladding / Decking





Creator of Ultra Natural Wood Grain  
... ..



# CONTENTS

About EVODEK® .....	03
Product List .....	07
Cladding .....	14
Facade .....	19
Boardwalk Decking .....	28
Garden Decking .....	34
Surface & Color .....	43
Accessories & Installation .....	48





- EVODEK® is a globally trusted brand in the innovation of wood plastic composites, striving to make you enjoy the indoor and outdoor living space.
- EVODEK® is committed to leading the WPC industry with patented extrusion technology, engineering exquisite wood plastic composite product and service, and making EVODEK® WPC an essential part of life for all.
- EVODEK® is committed to protecting the environment by manufacturing wood plastic composite made from recycled wood and plastic.
- Not only a material supplier, EVODEK® designs and produce wood plastic composite, tailoring to the special needs of the client, or meeting the harsh environment, with a well-equipped R&D facility and a professional design team.
- EVODEK® is expanding globally and has opened markets in North America and Australia. The mission of EVODEK is to grow together with its partners.

EVODEK® GRAIN




## Creator of ultra natural wood grain

- Ultra Graining Tech., for a stereo-vision effect
- Streaking Coloring Tech., for a stunningly natural color







EVODEK® CORE


## Pioneer of persisting in extrusion technology of combining wood fiber with polymer

- Dual-screw extrusion, for a deeper interface diffusion & better interlock of particles
- A density of 1.3g/cm<sup>3</sup>, Denser performs better
- A Selected Formula, for a selected comprehensive performance



## EVODEK® Decking

## Wood Decking








# PRODUCT LIST





# Cladding

---




# Facade



# Facade

---





# Boardwalk Decking


---



Item: CPD-03  
Size: 138×23mm



Item: CPD-04  
Size: 138×23mm



Item: CPD-09  
Size: 135×23mm



Item: ED-03  
Size: 138×23mm



# Garden Decking



Item: CPD-05  
Size: 138×23mm



Item: CPD-06  
Size: 138×23mm



Item: CPD-07  
Size: 140×23mm



Item: CPD-08  
Size: 138×23mm



Item: CPD-10  
Size: 144×23mm



Item: ED-01  
Size: 150×25mm



# Garden Decking

---







# CLADDING

## Capped on all Four Sides




## Model

CPC-01

## Dimension

157×21mm(6.2x0.8in)



## Accessories



L-corner



Joist




Starter Clip



Self-Tapping Screw



Self-Drilling Screw



Color Screw



Expansion Screw

## Features

- The flat wall panel has a clean look, suitable for modern, minimalist, and traditional styles, ensuring overall harmony.
- EVODEK® capped Pro Composites is better fade proof, EVODEK® Ultra Grain is closer to natural wood than the competitors in the market
- Easy to install with invisible fasteners.

## Capped on all Four Sides




### Model

CPC-02

### Dimension

220×19mm(8.7x0.75in)



### Features

- Wide board design, quick installation.
- EVODEK® capped Pro Composites is better fade proof, EVODEK® Ultra Grain is closer to natural wood than the competitors in the market
- Capped on all four sides, fade-resistant, scratch-resistant, and waterproof.
- Easy to install with invisible fasteners.

### Accessories



L-corner



Joist




Cladding Clip



Self-Tapping Screw



Self-Drilling Screw



Color Screw



Expansion Screw



## Uncapped



## Model

EC-01

## Dimension

140×21mm(5.5x0.8in)



## Features

- 3D Wood grain design, stronger wood feel.
- EVODEK® composite cladding is free from wood disadvantages, and provides with more color and grain options.
- Up to 6 multi-chromatic color options available, Resistant to discoloration, retaining its texture well.

## Accessories



L-corner



Joist




Starter Clip



Self-Tapping Screw



Self-Drilling Screw



Color Screw




Expansion Screw

## Application







# FACADE



Capped on all Four Sides



## Model

CPF-01

## Dimension

242×33mm(9.6x1.3in)



## Features

- Simply styled with a unique profile.
- More three-dimensional with deeper grooves.
- 4-side capped, fade-resistant, scratch-resistant, and waterproof.
- Soundproof and heatproof, with a hollow profile.

## Accessories



L-corner



Joist



Self-Tapping Screw



Self-Drilling Screw



Color Screw



Expansion Screw

## Capped on all Four Sides



### Model

CPF-03

### Dimension

219×26mm(8.62x1.02in)



### Features

- 4-side capped, fade-resistant, scratch-resistant, and waterproof.
- Soundproof and heatproof, with a hollow profile.
- More durable and long-lasting than wood.

### Accessories



## Capped on all Four Sides




### Model

CPF-04

### Dimension

222×23mm(8.74x0.9in)



### Features

- The widened design makes the space appear more spacious and grand.
- 4-side capped, fade-resistant, scratch-resistant, and waterproof.
- Soundproof and heatproof, with a hollow profile.
- More durable and long-lasting than wood.

### Accessories



L-corner



Joist



Self-Tapping Screw



Self-Drilling Screw




Color Screw



Expansion Screw

## Capped on all Four Sides



### Model

CPF-06

### Dimension

176×26mm(6.77x1.02in)



### Features

- The two-color design, different from the traditional single-color design, enriches the wall layers and increases the sense of depth.
- 4-side capped, fade-resistant, scratch-resistant, and waterproof.
- Soundproof and heatproof, with a hollow profile.
- More durable and long-lasting than wood.

### Accessories



External Corner



Internal Corner




Joist



Self-Tapping Screw



Self-Drilling Screw



Color Screw



Expansion Screw



## Capped on all Four Sides



### Model

CPF-07

### Dimension

234×26mm(9.2x1.02in)



### Features

- The integrated design of different widths can meet the changes in shape without increasing the difficulty of construction.
- More three-dimensional with deeper grooves.
- 4-side capped, fade-resistant, scratch-resistant, and waterproof.
- Soundproof and heatproof, with a hollow profile.

### Accessories



L-corner



Joist




Starter Clip



Self-Tapping Screw



Self-Drilling Screw



Color Screw



Expansion Screw

## Capped on all Four Sides




**Model**  
CPF-08A



**Model**  
CPF-08

**Dimension**  
73×30mm(2.9x1.2in)

**Dimension**  
223×19mm(8.8x0.75in)



### Accessories



L-corner



Joist



Starter Clip



Self-Tapping Screw



Self-Drilling Screw



Color Screw



Expansion Screw

### Features

- The cladding are composed of boards of different widths, creating diverse design effects and visual depth perception.
- This design is more flexible and suitable for DIY combination to meet higher design requirements.
- Compared to traditional single-width claddings, they vividly showcase the three-dimensional and layered aspects of the cladding surface, adding a unique style and charm to the building.

## Capped on all Four Sides



### Model

CPF-09

### Dimension

219×26mm(8.62x1.02in)



### Features

- The two-color design breaks the monotony of traditional single-color wall panels. The uniform width and regular size can make the wall present an orderly beauty.
- More three-dimensional with deeper grooves.
- 4-side capped, fade-resistant, scratch-resistant, and waterproof.
- Soundproof and heatproof, with a hollow profile.

### Accessories



L-corner



Joist



Starter Clip



Self-Tapping Screw



Self-Drilling Screw



Color Screw



Expansion Screw



## Application







# BOARDWALK DECKING

# BOARDWALK DECKING

## Capped on Three Sides



### Model

CPD-03

### Dimension


138×23mm(5.4×0.9in)



### Features

- Special craftsmanship structure, the surface adopts polymer material co-extrusion layer, which is more cost-effective.
- No maintenance, easy to install, saving labor costs.
- The ultra-grain texture replicates the natural charm of solid wood with an enhanced tactile experience.

### Accessories



L-corner

Joist

Start Board

Fascia Board

Hidden Deck Fasteners

Plastic Fasteners

Locking Clip

Locking Clip

Starter Clip

Self-Tapping Screw

Self-Drilling Screw

Color Screw

Expansion Screw



# BOARDWALK DECKING

Capped on all Four Sides



## Model


CPD-04

## Dimension

138×23mm(5.4x0.9in)



## Accessories



## Features

- The wide stripe design enriches the ground layering and increases the sense of design.
- 4-side capped, fade-resistant, scratch-resistant, and waterproof.
- The hollow profile design ensures high durability while reducing weight, offering excellent cost performance.
- The ultra-grain surface mimics the natural appeal of solid wood, enhancing both aesthetics and touch.

# BOARDWALK DECKING

## Capped on Three Sides



### Model

CPD-09

### Dimension


135×23mm(5.3x0.9in)



### Accessories



L-corner



Joist



Start Board



Fascia Board



Hidden Deck  
Fasteners



or



Plastic Fasteners




Locking Clip



or




Locking Clip




Starter Clip



Self-Tapping  
Screw



Self-Drilling  
Screw



Color Screw



Expansion Screw

### Features

- Unique bridge-shaped structure with excellent drainage, lightweight for enhanced installation efficiency.
- The ultra-grain surface mimics the natural appeal of solid wood, enhancing both aesthetics and touch.
- Made from high-density materials, it features a solid structure, wear resistance, and durability for various outdoor environments.



# BOARDWALK DECKING

Uncapped



## Model

ED-03

## Dimension

138×23mm(5.4×0.9in)



## Accessories



L-corner



Joist



Hidden Deck  
Fasteners



Plastic Fasteners



Locking Clip



Locking Clip



Starter Clip



Self-Tapping  
Screw



Self-Drilling  
Screw



Color Screw



Expansion Screw

## Features

- The hollow profile design ensures high durability while reducing weight, offering excellent cost performance.
- The ultra-grain surface mimics the natural appeal of solid wood, enhancing both aesthetics and touch.
- Made from high-density materials, it features a solid structure, wear resistance, and durability for various outdoor environments.

# BOARDWALK DECKING

## Application





A photograph of a modern outdoor garden deck. The deck is made of light-colored wooden planks with a visible grain. In the background, there is a wooden wall with horizontal slats and a small red fire extinguisher. Outdoor furniture, including a black metal table and chairs, and a wooden table and chairs, are arranged on the deck. The sky is clear and blue.

# GARDEN DECKING



## Uncapped



### Model

ED-01

### Dimension

150×25mm(5.9x1in)



### Accessories



L-corner



Joist



Hidden Deck Fasteners



Plastic Fasteners

or



Locking Clip

or



Locking Clip



Starter Clip



Self-Tapping Screw



Self-Drilling Screw



Color Screw



Expansion Screw

### Features

- Thick planks provide durability and comfort, while wide planks allow for quick installation.
- 3D Wood Grain on one side and grooved on the other, different surfaces can be matched and selected at will
- The hollow profile design ensures high durability while reducing weight, offering excellent cost performance.
- Ultra-grain surface mimics natural solid wood, enhancing both look and feel.

## Uncapped



### Model

ED-02

### Dimension

150×25mm(5.9x1in)



### Features

- Solid core is stronger to meet heavy traffic applications.
- Reversible surfaces offer 2 options with 1 price, and make creative ideas possible.
- The ultra-grain surface mimics the natural appeal of solid wood, enhancing both aesthetics and touch.

### Accessories



L-corner



Joist



Hidden Deck Fasteners



Plastic Fasteners



Locking Clip



Locking Clip



Starter Clip



Self-Tapping Screw



Self-Drilling Screw



Color Screw




Expansion Screw

## Capped on all Four Sides



**Model**  
CPD-05


**Dimension**  
138×23mm(5.4x0.9in)



### Features

- Solid core is stronger to meet heavy traffic applications.
- Reversible surfaces offer 2 options with 1 price, and make creative ideas possible.
- EVODEK® Capped Pro Composites is better fade proof, EVODEK® Ultra Grain is closer to natural wood than the competitors in the market.

### Accessories





## Capped on all Four Sides



### Model


CPD-06

### Dimension

138×23mm(5.4x0.9in)



### Accessories



### Features

- Unique physical and mechanical design, combining load-bearing capacity with cost-effectiveness.
- Reversible surfaces offer 2 options with 1 price, and make creative ideas possible.
- 4-side capped, fade-resistant, scratch-resistant, and waterproof.
- The ultra-grain surface mimics the natural appeal of solid wood, enhancing both aesthetics and touch.

## Capped on all Four Sides



### Model

CPD-07

### Dimension


140×23mm(5.5x0.9in)



### Features

- Reversible surfaces offer 2 options with 1 price, and make creative ideas possible.
- Unique physical and mechanical design, combining load-bearing capacity with cost-effectiveness.
- EVODEK® Capped Pro Composites is better fade proof, EVODEK® Ultra Grain is closer to natural wood than the competitors in the market.

### Accessories



Capped on all Four Sides



## Model

CPD-08

## Dimension


138×23mm(5.4x0.9in)



## Features

- EVODEK® Capped Pro Composites is better fade proof, EVODEK® Ultra Grain is closer to natural wood than the competitors in the market.
- Double color and double grain surface, highly flexible.
- Apped on all four sides, high-density and high strength, with a solid profile.

## Accessories





## Capped on all Four Sides



### Model

CPD-10

### Dimension


144×23mm(5.7×0.9in)



### Features

- The innovative sloped micro-gap structure minimizes dirt buildup, ensures smooth water drainage, and makes cleaning effortless.
- Suitable for walking in high heels without worrying about getting stuck in gaps.
- Suitable for walking in high heels without worrying about getting stuck in gaps.
- Engineered for high-traffic public spaces with excellent durability and sustainability, ideal for boardwalks, plazas, and pedestrian streets.

### Accessories



## Application







# SURFACE & COLOR



## Capped Pro Surface



## Capped Pro Color



Smoke Grey



Ash Wood



Birch



OAK



Dark Teak



Walnut

\*We use a standardized color palette for production. However, due to variations in display devices and printing methods, there might be slight differences in the color representation of the product color chart you're viewing. For assurance, we suggest requesting actual samples from our sales representatives to confirm color accuracy.

## Evolution Surface




Ultra Grain



Ultra Grain



Capped on all Four Sides















\*We use a standardized color palette for production. However, due to variations in display devices and printing methods, there might be slight differences in the color representation of the product color chart you're viewing. For assurance, we suggest requesting actual samples from our sales representatives to confirm color accuracy.

A photograph of a construction site showing a worker in a high-visibility vest installing a railing on a deck. The deck is made of dark grey composite decking. The railing has white balusters and a white handrail. A purple rectangular box is overlaid on the right side of the image, containing the text 'ACCESSORIES & INSTALLATION' in white. A small clear plastic container with a green lid is on the deck in the foreground.

# ACCESSORIES & INSTALLATION








# CLADDING ACCESSORIES


Picture	Item	Dimension	Picture	Item	Dimension
	Capped Pro Fascia Board CPFA-01	300×15mm		External Corner EA-22 for CPF-03	49×56mm
	Capped Pro Fascia Board CPFA-02	140×12mm		Internal Corner EA-37 for CPF-03/CPD-06	48×48mm
	L-corner EFA-01	300×15mm		Start Corner EA-38 for CPF-03/CPD-06	48×48mm
	L-corner EA-01	56×51mm		External Corner EA-41 for CPF-08A/08	63×63mm
	L-corner EA-02	56×51mm		Aluminium Joist EA-04	20×30mm
	L-corner EA-20 for CPF-01	60×56mm		Starter Clip EA-09	25×25×9mm



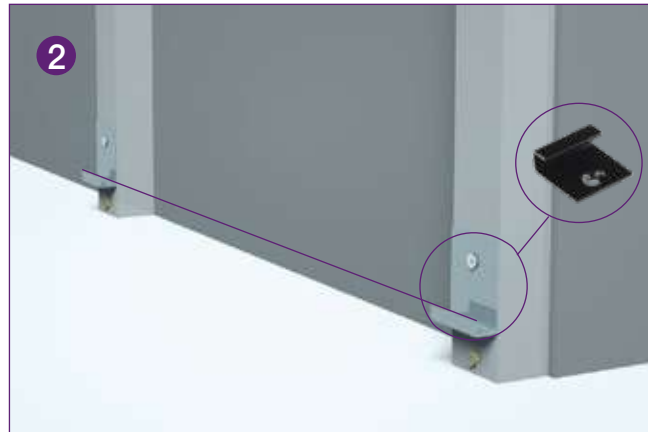
# CLADDING ACCESSORIES

Picture	Item	Usage
	Self-Tapping Screw EA-10	Used to fix cladding and clip to joist
	Self-Drilling Screw EA-13	Used to fix cladding and clip to joist
	Color Screw EA-11	Used to fix L-corner and fascia boards
	Color Screw EA-21	Used to fix L-corner and fascia boards
	Expansion Screw EA-12	Used to fix Joist

# CLADDING INSTALLATION




Fix joists to the wall at an interval of 500 mm with anchors. The spacing between two adjacent joists on-center should not exceed 400 mm.




Fix start clips to joists with screws. Make sure that the start clips on each joist are in a straight horizontal line.



Fit the first row of cladding boards into the start clips.



Fix the first row of cladding boards to the joists with screws seated at the tongue. Put into place the second row of cladding boards. The tongues of the first row should fit into the grooves of the second row.




When it comes to the top of the wall, fix wood blocks of a suitable thickness to the top of the joists. Rip the cladding boards to a suitable width, then fix it to the woodblocks and joists with colored screws.



Cut the L corner to a suitable length, install the L-corner with colored screws. Continue and finish the installation in the same manner.

\*This guide serves as a basic illustration and does not constitute actual installation instructions. For detailed professional installation guidance, kindly request the comprehensive installation instructions and video tutorial from the sales representative.


# FAÇADE INSTALLATION



First, fix the joists at a 400 mm interval to the wall with expansion screws. The spacing between two adjacent screws should be 500 mm.



Fix the first piece of wall cladding board on the joists with colored screws. Note that the screws should be installed in the slot of the tongue.



Secure the cladding board completely by using self-drilling screws to fix it to the joists. The screws should be installed in the groove of the cladding.



Join the second piece of cladding board to the first one. Fix it to the joists with self-drilling screws.



To properly finish the corner, the joists are to be flush with each other respectively and fix them with screws.













Finish the installation by getting the rest installed in the same manner.














\*This guide serves as a basic illustration and does not constitute actual installation instructions. For detailed professional installation guidance, kindly request the comprehensive installation instructions and video tutorial from the sales representative.




# DECKING ACCESSORIES

Picture	Item	Dimension	Picture	Item	Dimension
	Evolution Start Board EST-01	140x25mm		L-corner EA-01	56x51mm
	Capped Pro Start Board CPST-01	138x23mm		L-corner EA-02	56x51mm
	Evolution Fascia Board EFA-01	304x14mm		WPC Joist EA-03	25x50mm
	Capped Pro Fascia Board CPFA-01	305x15mm		Aluminium Joist EA-14	30x50mm
	Capped Pro Fascia Board CPFA-02	140x12mm		Expansion Screw EA-12	6x80mm


# DECKING ACCESSORIES

Picture	Item	Usage	Picture	Item	Usage
	Starter Clip EA-06	for decking (23mm)		Plastic Fasteners with Self-Tapping Screw EA-16	for all decking
	Starter Clip EA-08	for decking (24/25mm)		Plastic Fasteners with Self-Drilling Screw EA-24	for all decking
	Stainless Steel Hidden Deck Fasteners EA-05	for decking (25mm)		Locking Clip EA-18	Used with plastic clip for fastening decking to avoid horizontal movement due to thermal expansion
	Stainless Steel Hidden Deck Fasteners EA-07	for decking (23mm)		Locking Clip EA-19	Used with SS clip for fastening decking to avoid horizontal movement due to thermal expansion
	Self-Tapping Screw EA-10	Used to fix hidden fasteners		Self-Drilling Screw EA-13	Used to fix hidden fasteners
	Color Screw EA-11	Used to fix L-corner and fascia boards		Self-Drilling Color Screw EA-21	Used to fix L-corner and fascia boards
	Self-Tapping Screw EA-17	Used to fix Plastic Fasten- ers and Locking Clip		Self-Drilling Screw EA-25	Used to fix Plastic Fas- teners and Locking Clip

# DECKING INSTALLATION



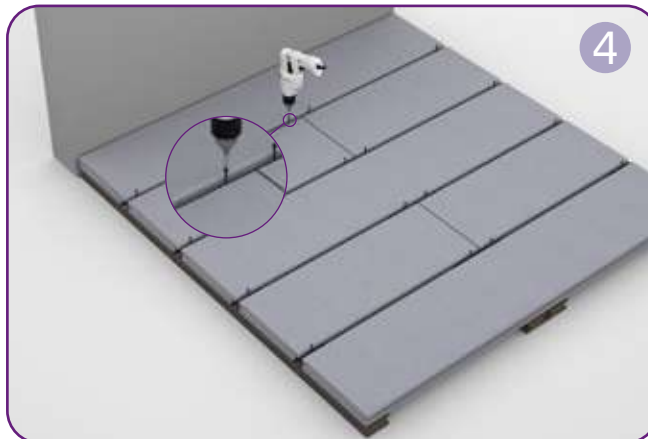
Fix joists to the ground with anchors. The joist spacing should not exceed 350 mm. Double joists are needed at the end-to-end joint between decking boards.



Install start clips and then slide the first row of decking boards into position.




Squeeze the wings of the clips and place them into the grooves of the decking boards one by one. Gently push and slide into position the clips, each of which is located on top of its joist. Put the next row of decking boards into place.



Pre-drill pilot holes and fix the plastic clips to the joists.



Reserve a proper gap at the butt of the two boards for contraction and expansion. Along the edge, toenail screw to secure the decking boards.



Trim the L corner at a suitable angle and fix with screw. The spacing of the screws should be no more than 500mm.

\*This guide serves as a basic illustration and does not constitute actual installation instructions. For detailed professional installation guidance, kindly request the comprehensive installation instructions and video tutorial from the sales representative.





ETERNAL HOPE · FLOWING GRAIN

——— [www.evodekco.com](http://www.evodekco.com) ———